

# TURTLENECK





160m  
50g



**Material:** 50 g each of Lana Grossa Cool Wool (100% superfine superwash Merino wool; 160 m/50 g)

- approx. 12,5 g **Natural** (Fb. 590),
- approx. 12,5 g **Moss Green** (Fb. 2086),
- approx. 12,5 g **Camel** (Fb. 2092),
- approx. 12,5 g **Salmon** (Fb. 2095),
- approx. 12,5 g **Mocha** (Fb. 2074),
- approx. 12,5 g **Safran** (Fb. 2065),
- approx. 12,5 g **Cobalt Blue** (Fb. 555) und
- approx. 12,5 g **Dark Violet** (Fb. 2023);

Size 5 mm circular needle, 40 cm long;  
tapestry needle by Lana Grossa (not included in the set).



**Size:** approx. 32 cm in circumference (measured slightly stretched), 13 cm long




**Gauge:** 28 sts and 27 rnds = 10 x 10 cm in rib patt with size 5 mm needles and 2 strands held tog.

---



**Rib patt:** K2, p2





**Note:**  
Work with 2 strands held tog as given in instructions.

**Stripe patt:**

3 rnds with 2 strands **Natural** held tog,

\*

4 rnds with 1 strand each **Moss Green** and **Camel** held tog,

2 rnds with 2 strands **Salmon** held tog,

4 rnds with 1 strand each **Mocha** and **Safran** held tog,

2 rnds with 2 strands **Cobalt Blue** held tog,

4 rnds with 1 strand each **Natural** and **Dark Violet** held tog,

2 rnds with 2 strands **Moss Green** held tog,

4 rnds with 1 strand each **Salmon** and **Camel** held tog,

2 rnds with 2 strands **Safran** held tog,

4 rnds with 1 strand each **Cobalt Blue** and **Mocha** held tog,

4 rnds with 2 strands **Camel** held tog

= 35 rnds total.

**Turtleneck:**

With size 5 mm circular needle and 2 strands Natural held tog cast on 72 sts (see 1 and 2).

Join for working in rnds by inserting right needle into first st on left needle (see 3).

Work rib patt in rnds (see 4).

Mark beg of rnd with contrasting yarn (see 5). Work rnd 2 (see 6).

Pull yarn tight at beg of every rnd to prevent a gap (see 7).

Beg stripe patt from \* after 3rd rnd. When changing color(s) at beg of rnd, leave a 7 cm long tail of new color(s) on wrong side of work (see 8).

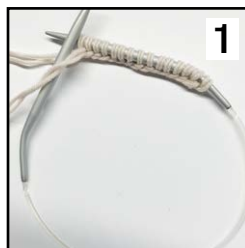
When working 2nd rnd in new color(s), after having worked a few stitches, double knot tails of old and new color(s) on wrong side of work, making sure no gaps show on right side of work (see 9).

After having worked the 35 rnds of the stripe patt and piece meas 13 cm from cast-on, loosely bind off all sts in rib (see 10 and 11).

---

**Finishing:**

Pin piece to measurements and block. Using tapestry needle, carefully weave in all ends (see 12).



1  
Casting on with circular needle



2  
All sts are cast on



3  
Join for working in rnds



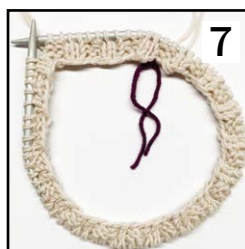
4  
First few sts on rnd 1



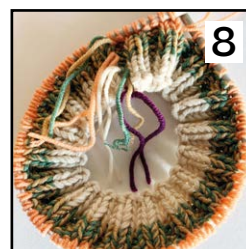
5  
Mark beg of rnd with contrasting yarn



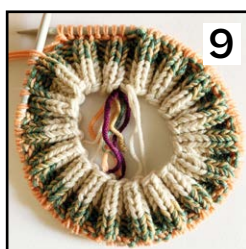
6  
Beginning of rnd 2



7  
Part of rnd 3



8  
Wrong side of work



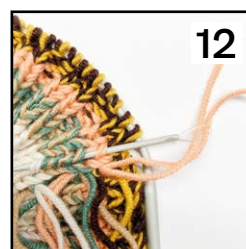
9  
Right side of work



10  
Binding off a knit st



11  
Binding off a purl st



12  
Weaving in ends

# HAVE FUN KNITTING, CROCHETING AND DESIGNING!

We are looking forward to your results!  
If you would like to share them with us, tag your  
your post with #andywolfxlanagrossa.

[andy-wolf.com/en/andywolfxlanagrossa](https://andy-wolf.com/en/andywolfxlanagrossa)

*ANDY WOLF* × LANA GROSSA