

# BEANIE





320m  
100g



**Material:** 50 g each of Lana Grossa Cool Wool (100% superfine superwash Merino wool; 160 m/50 g)

- approx. 12,5 g **Natural** (Fb. 590),
- approx. 12,5 g **Moss Green** (Fb. 2086),
- approx. 12,5 g **Camel** (Fb. 2092),
- approx. 12,5 g **Salmon** (Fb. 2095),
- approx. 12,5 g **Mocha** (Fb. 2074),
- approx. 12,5 g **Safran** (Fb. 2065),
- approx. 12,5 g **Cobalt Blue** (Fb. 555) und
- approx. 12,5 g **Dark Violet** (Fb. 2023);

Size 5 mm circular needle, 40 cm long;  
size 6 mm crochet hook;  
tapestry needle by Lana Grossa (not included in the set).



**Size:** to fit 54 – 56 cm head circumference; approx. 33 cm long including brim



**Gauge:** 24 sts and 25 rnds = 10 x 10 cm in rib patt (measured unstretched) with size 5 mm needles and 2 strands held tog.



**Rib patt:** K1, p1





### Stripe patt

3 rnds with 2 strands Moss Green held tog,

\*

2 rnds with 1 strand each Moss Green and Mocha held tog,

4 rnds with 2 strands Mocha held tog,

2 rnds with 1 strand each Mocha and Cobalt Blue held tog,

4 rnds with 2 strands Cobalt Blue held tog,

2 rnds with 1 strand each Cobalt Blue and Safran held tog,

4 rnds with 2 strands Safran held tog,

2 rnds with 1 strand each Safran and Camel held tog,

4 rnds with 2 strands Camel held tog,

2 rnds with 1 strand each Camel and Natural held tog,

4 rnds with 2 strands Natural held tog,

2 rnds with 1 strand each Natural and Salmon held tog,

4 rnds with 2 strands Salmon held tog,

2 rnds with 1 strand each Salmon and Dark Violet held tog,

4 rnds with 2 strands Dark Violet held tog,

2 rnds with 1 strand each Dark Violet and Moss Green held tog,

4 rnds with 2 strands Moss Green held tog,

1 rnd with 1 strand each Moss Green and Mocha held tog,

2 rnds with 2 strands Mocha held tog,

1 rnd with 1 strand each Mocha and Cobalt Blue held tog,

2 rnds with 2 strands Cobalt Blue held tog,

1 rnd with 1 strand each Cobalt Blue and Safran held tog,

2 rnds with 2 strands Safran held tog,

1 rnd with 1 strand each Safran and Camel held tog,

2 rnds with 2 strands Camel held tog,

1 rnd with 1 strand each Camel and Natural held tog,

2 rnds with 2 strands Natural held tog,

1 rnd with 1 strand each Natural and Salmon held tog,

2 rnds with 2 strands Salmon held tog,

1 rnd with 1 strand each Salmon and Dark Violet held tog,

2 rnds with 2 strands Dark Violet held tog,

1 rnd with 1 strand each Dark Violet and Moss Green held tog,

2 rnds with 2 strands Moss Green held tog,

1 rnd with 1 strand each Moss Green and Mocha held tog,

2 rnds with 2 strands Mocha held tog,

1 rnd with 1 strand each Mocha and Cobalt Blue held tog,

3 rnds with 2 strands Cobalt Blue held tog

= 82 rnds total.

### **Beanie:**

With size 5 mm circular needle and 2 strands Moss Green held tog cast on 80 sts.

Join for working in rnds by inserting right needle into first st on left needle. Mark beg of rnd with contrasting yarn and work rib patt in rnds.

Pull yarn tight at beg of every rnd to prevent a gap. Beg stripe patt from \* after 3rd rnd.

When changing color(s) at beg of rnd, leave a 7 cm long tail of new color(s) on wrong side of work.

When working 2nd rnd in new color(s), after having worked a few stitches, double knot tails of old and new color(s) on wrong side of work, making sure no gaps show on right side of work.

After having worked 75 rnds of the stripe patt and piece meas 30 cm from cast-on, begin shaping the crown as foll:

Next dec rnd: [Patt over 7 sts, p3tog] 8 times around = 64 sts. To p3tog, insert right needle as if to purl in next 3 sts (= a purl st, a knit st and a purl st) and purl these three sts tog.

Next rnd: Work even in rib patt. Next dec rnd: [Patt over 5 sts, p3tog] 8 times around = 48 sts.

Next rnd: Work even in rib patt. Next dec rnd: [Patt over 3 sts, p3tog] 8 times around = 32 sts.

Next rnd: Work even in rib patt. Next dec rnd: K2tog around = 16 sts. Cut yarn, thread tapestry needle with yarn ends, draw yarn ends through rem sts and pull tight. Carefully weave in all ends on wrong side of work.

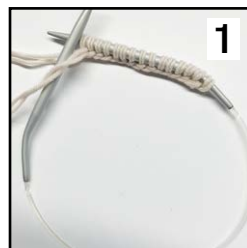
---

### **Finishing:**

Carefully weave in all remaining ends. Over bottom 11 cm (brim), weave ends in on right side of work for the turnback of the brim to the outside.

---

**Tip:** If desired, change to size 5 mm double-pointed needles when working decreases for the crown. Arrange sts evenly on 4 needles = 20 sts per needle and work decreases as instructed.



Casting on with circular needle



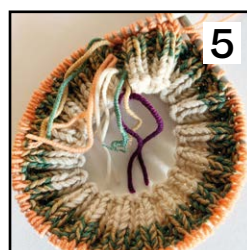
All sts are cast on



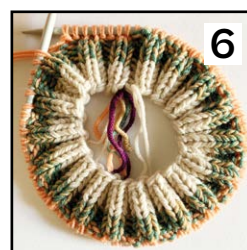
Join for working in rnds



Mark beg of rnd with contrasting yarn



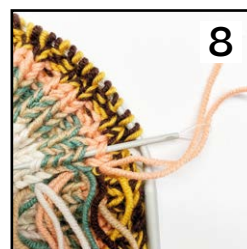
Wrong side of work



Right side of work



Binding off a purl st



Weaving in ends

# HAVE FUN KNITTING, CROCHETING AND DESIGNING!

We are looking forward to your results!  
If you would like to share them with us, tag your  
your post with #andywolfxlanagrossa.

[andy-wolf.com/en/andywolfxlanagrossa](https://andy-wolf.com/en/andywolfxlanagrossa)

*ANDY WOLF* × LANA GROSSA