

1 – Pillow Cover in Lei



Materials: 300 g of Lana Grossa **Lei** (100% virgin wool; 40 m/50 g) in Turquoise (**col 76**) and 50 g in Camel (**col 81**).
Size 12 and 15 mm needles; one 40 x 40 cm pillow form.

Size 40 x 40 cm

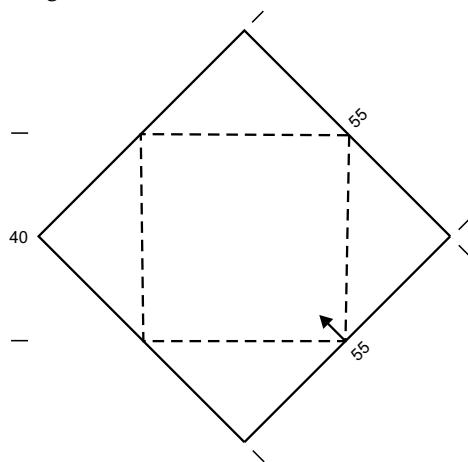
Herringbone patt: Even number of sts. Row 1 [WS]: P1 for selvage st, * p2tog, sl only first of these 2 sts off left needle, leaving 2nd st on left needle; rep from * to last 2 sts, p1, p1 for selvage st. Row 2 [RS]: K1 for selvage st, * k2tog tbl, sl only first of these 2 sts off left needle, leaving 2nd st on left needle; rep from * to last 2 sts, k1, k1 for selvage st. Rep rows 1 and 2.

Gauge: 10.5 sts and 8.5 rows = 10 x 10 cm in herringbone patt on size 15 mm needles.

Instructions: With size 15 mm needles and Turquoise cast on 60 sts. Work herringbone patt for 46 rows, working last row on size 12 mm needles. Bind off all sts. Piece meas approx. 55 cm.

Finishing: Pin piece to measurements and block. With WS facing up, fold the 4 corners down so they meet at center (shown by dashed lines on diagram). With Turquoise graft adjoining side edges tog, working ½ st in from edge. Insert pillow form. With Camel graft cast-on edge to bound-off edge.

Diagram



2 – Pillow Cover in Lei



Materials: 150 g each of Lana Grossa **Lei** (100% virgin wool; 40 m/50 g) in Natural (**col 14**) and Camel (**col 81**), 100 g in Petrol (**col 68**) and 50 g in Turquoise (**col 76**). Size 12 mm circular needle, 120 cm long; one 50 x 50 cm pillow form.

Size 50 x 50 cm

Wrap st patt in rnds: Rnd 1: * Yo, sl 1 pwise wyif; rep from * around. Rnd 2: * Ktog tbl yo and slipped st; rep from * around. Rep rnds 1 and 2.

Wrap st patt in rows: Row 1 [WS]: Selvage st, * sl 1 pwise wyib, yo; rep from *, end selvage st. Row 2 [RS]: Selvage st, * ktog tbl yo and slipped st; rep from *, end selvage st. Rep rows 1 and 2.

St st: K on RS, p on WS; k every rnd.

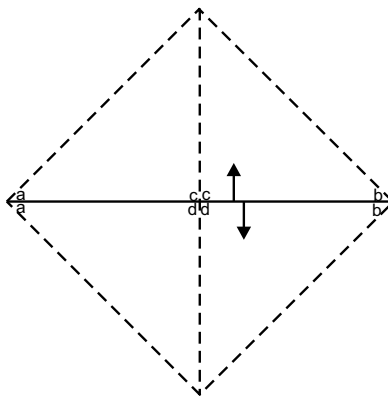
Pattern and stripe sequence: With Natural work in St st for 14 rnds; with Petrol k 1 rnd, then work in wrap st patt for 10 rnds; with Camel work in St st for 14 rnds = 39 rnds.

Gauges: On size 12 mm needles, 7 sts and 10 rnds/rows = 10 x 10 cm in St st; 7 sts and 9 rnds/rows = 10 x 8 cm in wrap st patt.

Instructions: Cover is worked in rnds. With size 12 mm circular needle and Natural cast on 100 sts. Place beg of rnd marker and join for working in rnds. Work patt and stripe sequence for 39 rnds. Bind off all sts.

Finishing: Pin piece to measurements and block. With Turquoise, graft open cast-on edge tog, matching a to a and b to b on diagram. Repeat for open bound-off edge, matching c 2 times to d and at same time insert pillow form at the diagonal. Bound-off edge is at right angle to cast-on edge.

Diagram



Photos: DaWanda

3 – Pillow Cover in Lei



Materials: 150 g of Lana Grossa **Lei** (100% virgin wool; 40 m/50 g) in Petrol (**col 68**), **100 g each** in Dark Petrol Blue (**col 54**) and Camel (**col 81**) and **50 g** in Silver Grey Mélange (**col 73**).
Size 10 mm needles; one 40 x 40 cm pillow form.

Size 40 x 40 cm

Wrap st patt: Row 1 [WS]: Selvage st, * sl 1 pwise wyib, yo; rep from *, end selvage st. Row 2 [RS]: Selvage st, * ktog tbl yo and slipped st; rep from *, end selvage st. Rep rows 1 and 2.

St st: K on RS, p on WS.

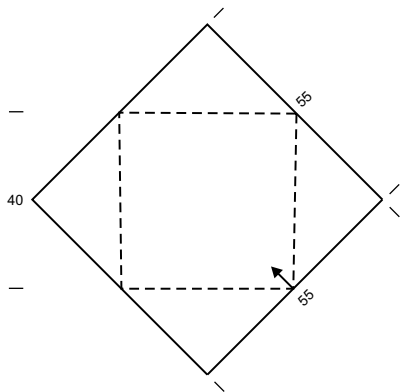
Pattern and stripe sequence: With Dark Petrol Blue work wrap st patt for 16 rows; with Silver Grey Mélange work in St st for 14 rows; with Petrol work wrap st patt for 16 rows; with Camel work in St st for 16 rows = 62 rows.

Gauges: On size 10 mm needles, 8.5 sts and 11 rows = 10 x 10 cm in St st; 9 sts and 16 rows = 10 x 10 cm in wrap st patt.

Instructions: With size 10 mm needles and Dark Petrol Blue cast on 54 sts. Work patt and stripe sequence for 62 rows. Bind off all sts.

Finishing: Pin piece to measurements and block. With WS facing up, fold the 4 corners down so they meet at center (shown by dashed lines on diagram). With Silver Grey Mélange graft adjoining side edges tog. Insert pillow form. Sew remaining open seams with mattress st from RS.

Diagram



4 – Pillow Cover in Lei



Materials: 200 g of Lana Grossa **Lei** (100% virgin wool; 40 m/50 g) in Petrol (**col 68**), 150 g in Dark Petrol Blue (**col 54**), 100 g in Natural (**col 14**) and 50 g in Camel (**col 81**).
Size 10 mm needles; one 40 x 65 cm pillow form.

Size 40 x 65 cm

Wrap st patt: Row 1 [WS]: Selvage st, * sl 1 pwise wyib, yo; rep from *, end selvage st. Row 2 [RS]: Selvage st, * ktog tbl yo and slipped st; rep from *, end selvage st. Rep rows 1 and 2.

St st: K on RS, p on WS.

Pattern and stripe sequence: With Natural work in St st for 10 rows; with Petrol work in St st for 45 rows; with Dark Petrol Blue work wrap st patt for 36 rows; with Natural work in St st for 11 rows = 102 rows.

Gauges: On size 10 mm needles, 8.5 sts and 11.5 rows = 10 x 10 cm in St st; 9 sts and 16 rows = 10 x 10 cm in wrap st patt.

Instructions: With size 10 mm needles and Natural cast on 60 sts. Work patt and stripe sequence for 102 rows. Bind off all sts.

Finishing: Pin piece to measurements and block. With Camel graft cast-on edge to bound-off edge. With mattress st and from RS sew one side seam. Insert pillow form. Close rem seam.

5 – Seat Cushion Cover in Estremo and Lei



Materials: 1600 g of Lana Grossa **Estremo** (60% virgin wool, 40% polyamide; 90 m/50 g) in Light Grey (**col 11**); 950 g of Lana Grossa **Lei** (100% virgin wool; 40 m/50 g) in Turquoise (**col 76**) and 400 g in Camel (**col 81**). Size 10 and 12 mm needles; one 80 x 120 cm pillow form.

Size 80 x 120 cm

Rib patt: K1, p1.

Gauges: In rib patt: 8 sts and 9 rows = 10 x 9 cm with size 10 mm needles and 2 strands Lei held tog; 6.5 sts and 7 rows = 10 x 10 cm with size 12 mm needles and 1 strand of each yarn held tog.

Instructions: With size 10 mm needles and 2 strands Camel held tog cast on 61 sts. Work rib patt for 9 cm. Change to size 12 mm needles. Holding 1 strand Light Grey and

1 strand Turquoise tog, cont in rib patt until piece meas 111 cm from cast-on. Change to size 10 mm needles. Holding 2 strands Camel tog, cont in rib patt until piece meas 120 cm from cast-on. Bind off all sts.

Finishing: Fold piece in half lengthwise. With mattress st and from RS sew sides tog. Insert pillow form. Close rem seam.

6 – Blanket in Brigitte No. 2



Materials: 600 g of Lana Grossa **Brigitte No. 2** (47% alpaca, 45% cotton, 8% virgin wool; 140 m/50 g) in Strong Mint (**col 3**), 500 g in Petrol (**col 4**) and 200 g in Silver Grey (**col 13**). Size 10 mm needles.

Size 130 x 190 cm

St st: K on RS, p on WS.

Rev St st: P on RS, k on WS.

2 selvage stitches: At beg of RS rows, k1, sl 1 pwise wyib, pulling yarn tight; at end of RS rows, work to last 2 sts, sl 1 pwise wyib, pulling yarn tight, k1. At beg of WS rows, sl 1 pwise wyif, pulling yarn tight, p1; at end of WS rows, work to last 2 sts, p1, sl 1 pwise wyif, pulling yarn tight.

Full-fashion dec: At beg of RS rows, 2 selvage sts, p2tog tbl; at end of RS rows, work to last 4 sts, p2tog, 2 selvage sts. At beg of WS rows, 2 selvage sts, skp (sl 1 kwise, k1, pass slipped st over knitted st); at end of WS rows, work to last 4 sts, k2tog, 2 selvage sts.

Full-fashion inc: At beg of RS rows: 2 selvage sts, p1, M1R; at end of RS rows, work to last 3 sts, M1R, p1, 2 selvage sts. At beg of WS rows: 2 selvage sts, k1, M1L; at end of WS rows, work to last 3 sts, M1L, k1, 2 selvage sts.

Color blocks: Work 86 rows with Silver Grey, 118 rows with Petrol, remainder with Strong Mint.

Gauge: 9 sts and 17 rows = 10 x 10 cm in St st with size 10 mm needles and 2 strands of yarn held tog.

Instructions: Blanket is worked on the diagonal, beginning at bottom right corner. With size 10 mm needles and 2 strands Silver Grey held tog cast on 7 sts. Next RS row: 2 selvage sts, work 1 st in rev St st, 1 st in St st, 1 st in rev St st, 2 selvage sts. Cont in patt, work color blocks and working full-fashion inc, inc 1 st at each end of every other row 25 times, then every row twice, then every other row 26 times, then every row twice, then every other row 26 times = 169 sts. Next, working full-fashion inc, inc 1 st at right edge every other row 38 times and at same time, working full-fashion dec, dec 1 st at left edge every other row 38 times = 169 sts. Next, working full-fashion dec, dec 1 st at each end of next row, then every other row 25 times, then every row twice, then every other row 26 times, then every row twice, then every other row 25 times = 7 sts. Bind off.